16.5~30W AC-DC Single Output and Medical Type Desktop **MES30B series**

■ Features :

- Universal AC input / Full range
- 2 pole AC inlet IEC320-C8
- Class Ⅱ power (without earth pin)
- Full output 3~48V safety approval
- Protections: Short circuit/ Over load/ Over voltage/ Over temp.
- Fix switching frequency and regulation
- LED indicator for power on
- Fully enclosed plastic case
- Topology: Top switch circuit
- Approvals: UL/ CUL/ TUV/ CB/ CE
- 2 years warranty

SPECIFICATION

ORDER NO.		MES30B-0P1J	MES30B-1P1J	MES30B-1-1P1J	MES30B-2P1J	MES30B-3P1J	MES30B-4P1J	MES30B-5P1J	MES30B-6P1J	MES30B-8P1J
OUTPUT	SAFETY MODEL NO.	MES30B-0	MES30B-1	MES30B-1-1	MES30B-2	MES30B-3	MES30B-4	MES30B-5	MES30B-6	MES30B-8
	DC VOLTAGE Note.2	3.3V	5V	7.5V	9V	12V	15V	18V	24V	48V
	RATED CURRENT	5A	5A	3.33A	3.33A	2.5A	2.0A	1.66A	1.25A	0.62A
	CURRENT RANGE	0 ~ 5A	0 ~ 5A	0 ~ 3.33A	0 ~3.33A	0 ~ 2.5A	0 ~ 2.0A	0 ~ 1.66A	0 ~ 1.25A	0 ~ 0.62A
	RATED POWER	16.5W	25W	25W	30W	30W	30W	30W	30W	30W
	RIPPLE & NOISE (max.) Note.3	30mVp-p	30mVp-p	40mVp-p	50mVp-p	50mVp-p	60mVp-p	70mVp-p	80mVp-p	100mVp-p
	VOLTAGE ADJ. RANGE	Fixed								
	VOLTAGE TOLERANCE Note.4	±5.0%	±5.0%	±4.0%	±3.0%	±3.0%	±2.0%	±2.0%	±2.0%	±2.0%
	LINE REGULATION Note.5	±1.0%	±1.0%	±1.0%	±1.0%	±1.0%	±1.0%	±1.0%	±1.0%	±1.0%
	LOAD REGULATION Note.6	±5.0%	±5.0%	±5.0%	±3.0%	±3.0%	±2.0%	±2.0%	±2.0%	±2.0%
	SETUP, RISE, HOLD TIME	300ms, 50ms, 16ms at full load								
INPUT	VOLTAGE RANGE	90 ~ 264VAC 135~370VDC								
	FREQUENCY RANGE	47~63Hz								
	EFFICIENCY (Typ.)	65%	70%	72%	74%	76%	78%	78%	80%	82%
	AC CURRENT	0.8A / 100VAC								
	INRUSH CURRENT (max.)	35A / 230VAC								
	LEAKAGE CURRENT (max.)	0.1mA / 240VAC								
PROTECTION	OVER LOAD	112~250% rated output power				150~350% rated output power				
		Protection type : Hiccup mode, recovers automatically after fault condition is removed								
	OVER VOLTAGE	110~140% rated output voltage								
		Protection type : Hiccup mode, recovers automatically after fault condition is removed								
	OVER TEMPERATURE	Tj 135℃ typically (IC1) detect on main control IC								
		Protection type : Shut down o/p voltage, recovers automatically after temperature goes down								
ENVIRONMENT	WORKING TEMP.	0~+40℃ (Refer to output load derating curve)								
	WORKING HUMIDITY	20%~90% RH non-condensing								
	STORAGE TEMP., HUMIDITY	-20~+85℃, 10~95% RH								
	TEMP. COEFFICIENT	±0.03% / ℃ (0~50℃)								
	VIBRATION	10~500Hz, 2G 10min./1cycle, period for 60min. each along X, Y, Z axes								
SAFETY & EMC (Note. 7)	SAFETY STANDARDS	UL2601-1, IEC601-1, EN60601-1 Approved								
	WITHSTAND VOLTAGE	I/P-O/P: 5656VDC								
	ISOLATION RESISTANCE	I/P-O/P: 100M Ohms / 500VDC								
	EMI CONDUCTION & RADIATION	Compliance to EN55011(CISPR11) class B								
	HARMONIC CURRENT	Compliance to EN61000-3-2,3								
	EMS IMMUNITY	Compliance to EN60601-1-2 (EN61000-4-2,3,4,5,6,8,11), ENV50204, Light industry level, criteria A								
OTHERS	MTBF	400Khrs min. MIL-HDBK-217F (25℃)								
	DIMENSION	108*67*36mm (L*W*H)								
	PACKING	0.3kg ; 54pcs/ 20kg / CARTON								
CONNECTOR	PLUG	Standard type P1J: 2.1ϕ * 5.5ϕ * 11mm, turning fork type, center positive for stock ; Other type available by customer requested								
	CABLE	Standard type UL1185 6ft (with ferrite core) for stock ; Other type available by customer requested								
NOTE	1.All parameters are specified at 230VAC input, rated load, 25℃ 70% RH. Ambient. 2.DC voltage: The output voltage set at point measure by plug terminal & 50% load. 3.Ripple & noise are measured at 20MHz by using a 12" twisted pair terminated with a 0.1uf & 47uf capacitor. 4.Tolerence: includes set up tolerance, line regulation, load regulation. 5.Line regulation is measured from low line to high line at rated load. 6.Load regulation is measured from 0% to 100% rated load. 7.The power supply is considered a component which will be installed into a final equipment. The final equipment must be re-confirmed that it still meets EMC directives.									

■ Mechanical Specification

Unit:mm

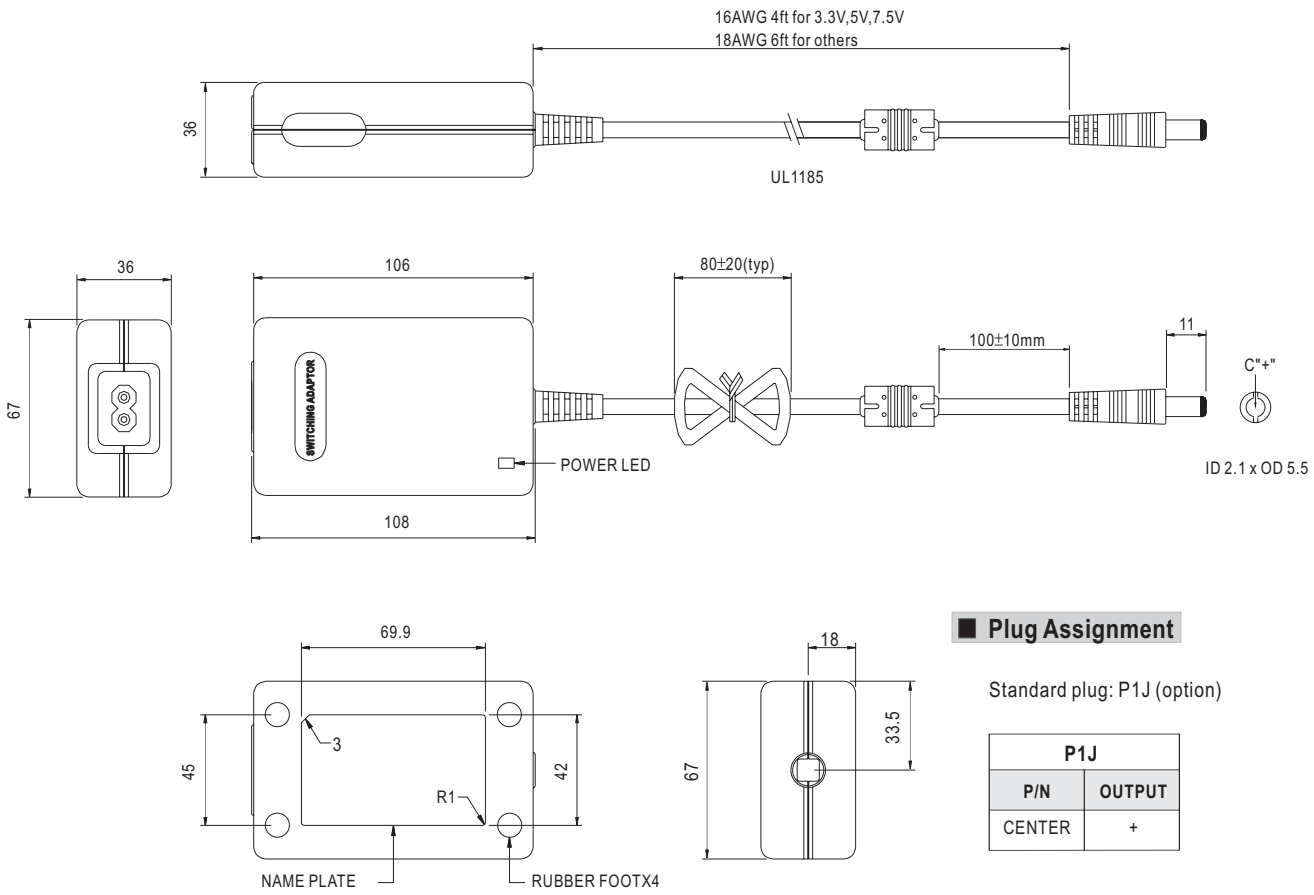

■ Plug Assignment

Standard plug: P1J (option)

P1J	
P/N	OUTPUT
CENTER	+

■ Derating Curve

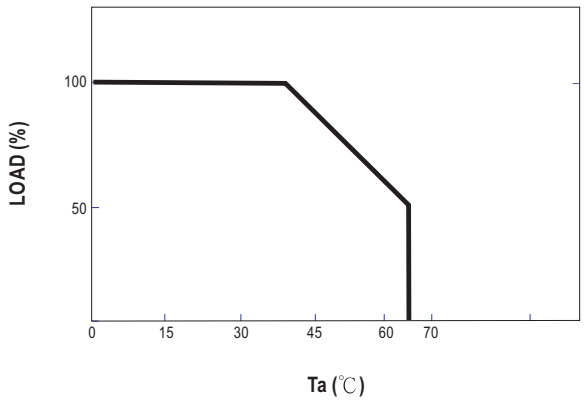
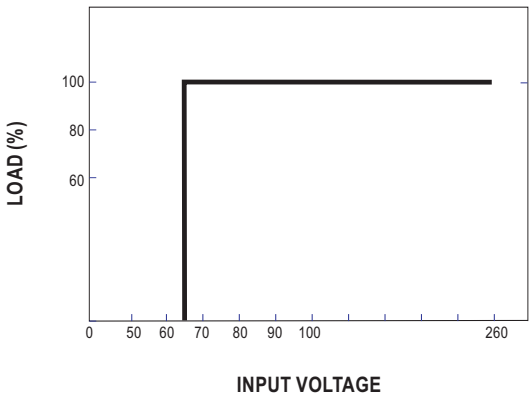
■ Static Characteristics